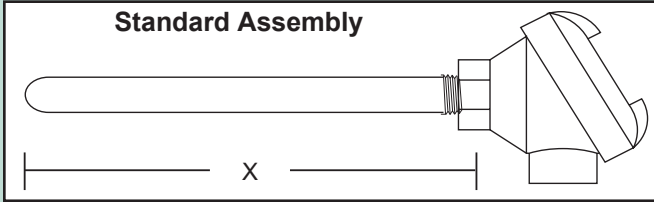
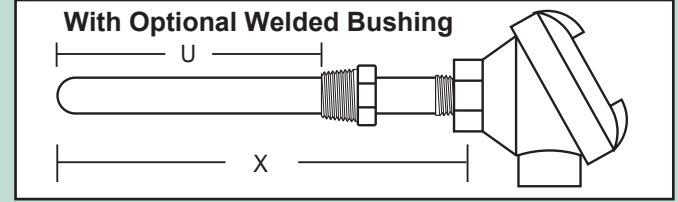


Metal Tube Assemblies

Standard Assembly



With Optional Welded Bushing



Metal Tube Assembly

MTA — **A** **KK** **20R** **C5** **12**

1. Head Type \ Connection

- A** = Cast Iron
- B** = Cast Aluminum

2. Sensor Type

Single	Dual
K J	KK JJ

3. Wire Gauge / Insulator

AWG
20
14
8
R = round
C = oval

6. Options

Process Connection

- W** = Welded Bushing (Specify NPT & insertion length "U")
- N** = Union Nipple (Specify Extension length)
- F** = Malleable Iron flange

5. Tube Length (X)

- 12** = 12"
- 18** = 18"
- 24** = 24"
- 30** = 30"
- 36** = 36"
- Other - Specify

4. Tube Material / NPT Size

Material
S = 316SS
F = 304SS
C = Carbon Steel
I = Inconel 600
Pipe Size (NPT)
2 = 1/4"
5 = 1/2"
7 = 3/4"
1 = 1"

Metal Protection Tube Only

MTO

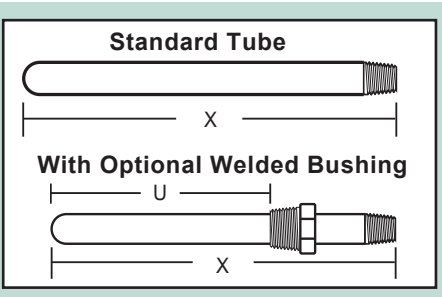
Tube Material / Size

C5

Tube Length (X)

12

Options



Tube Material
S = 316SS
F = 304SS
C = Carbon Steel
I = Inconel 600
Pipe Size (NPT)
2 = 1/4"
5 = 1/2"
7 = 3/4"
1 = 1"

- 12** = 12"
- 18** = 18"
- 24** = 24"
- 30** = 30"
- 36** = 36"
- Other - Specify

- Process Connection**
- W** = Welded Bushing (Specify NPT & insertion length "U")
 - N** = Union Nipple (Specify Extension length)
 - F** = Malleable Iron flange