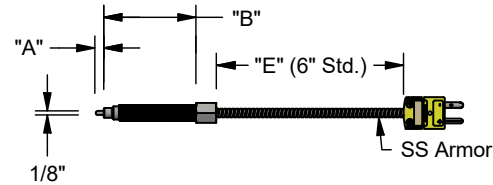


## MELT BOLT THERMOCOUPLE

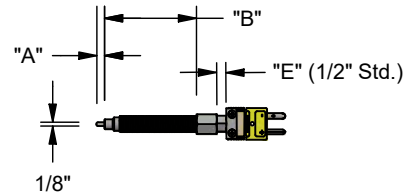
Reotemp Melt Bolt Thermocouples are created for use with extruder heads and die adapters. Their tips go directly into plastic melt for a fast response.



Made in USA



PMF



PMR

**BUILD YOUR MELT BOLT THERMOCOUPLE:** Choose options to build a part number. For example: **PMFJG4036F**

PMF	J	G	4	03	6
SERIES	THERMOCOUPLE TYPE	SENSOR GROUNDING	TIP LENGTH "A"	BOLT LENGTH "B"	"E" LENGTH
<b>PMF</b> = Flexible Style Melt Bolt Thermocouple <b>PMR</b> = Rigid Style Melt Bolt Thermocouple	<b>J</b> = Type J <b>K</b> = Type K <b>E</b> = Type E <b>T</b> = Type T	<b>G</b> = Grounded <b>U</b> = Ungrounded	<b>4</b> = 1/4" (Standard) <b>8</b> = 1/8" <b>F</b> = Flush <b>2</b> = 1/2" <b>3</b> = 3/4" <b>1</b> = 1"	<b>03</b> = 3" <b>04</b> = 4" <b>06</b> = 6" <b>08</b> = 8" <b>12</b> = 12"	<b>6</b> = 6" (Standard) <b>12</b> = 12" ?? = Specify Length in Inches  Rigid Style Options <b>2</b> = 1/2" (Standard) ?? = Specify Length in Inches
<b>F</b>					
<b>WIRE TERMINATION</b>					

*Flex & Rigid Options*  
**F** = Standard Male Plug  
**G** = Standard Female Jack

*Flex Type ONLY Options*  
**C** = Mini Male Plug  
**D** = Mini Female Plug

## REFERENCE INFORMATION

THERMOCOUPLE WIRE COLOR CODES (U.S.A. ANSI)					
Thermocouple Grade	Extension Grade	Plug/Jack	Thermocouple Grade	Extension Grade	Plug/Jack
<b>K</b>		Yellow	<b>N</b>		Orange
<b>J</b>		Black	<b>S</b>		Green
<b>T</b>		Blue	<b>R</b>		Green
<b>E</b>		Purple	<b>B</b>		White

### THERMOCOUPLE & RTD ACCURACIES

	Type K	Type J	Type T	Type E	Type N	Type S	Type R	Type B	RTD Class B	RTD Class A
-328°F	*	–	*	*	–	–	–	–	± 2.34°F	± 2.34°F
-148°F	*	–	*	*	–	–	–	–	± 1.44°F	± 1.44°F
32°F	± 3.96°F	± 3.96°F	± 1.8°F	± 3.06°F	± 3.96°F	± 2.7°F	± 2.7°F	–	± 0.54°F	± 0.27°F
392°F	± 3.96°F	± 3.96°F	± 2.7°F	± 3.06°F	± 3.96°F	± 2.7°F	± 2.7°F	–	± 2.34°F	± 0.99°F
752°F	± 5.4°F	± 5.4°F	–	± 3.6°F	± 5.4°F	± 2.7°F	± 2.7°F	–	± 4.14°F	± 4.14°F
1112°F	± 8.1°F	± 8.1°F	–	± 5.4°F	± 8.1°F	± 2.7°F	± 2.7°F	–	± 5.94°F	± 5.94°F
1472°F	± 10.8°F	–	–	± 7.2°F	± 10.8°F	± 3.6°F	± 3.6°F	–	–	–
1832°F	± 13.5°F	–	–	–	± 13.5°F	± 4.5°F	± 4.5°F	± 9°F	–	–
2192°F	± 16.2°F	–	–	–	± 16.2°F	± 5.4°F	± 5.4°F	± 10.8°F	–	–
2552°F	–	–	–	–	–	± 6.3°F	± 6.3°F	± 12.6°F	–	–
2912°F	–	–	–	–	–	–	–	± 14.4°F	–	–

Note: The accuracies in the above table are estimates given at fixed points, they do not apply to temperature ranges and are intended only as examples to give a general idea of what can be expected. Consult Reotemp if a specific accuracy is required or to confirm accuracies at any points not listed in the above table.

\*Thermocouples are normally supplied to meet the tolerances specified in the table for temperatures above 32°F. The same materials, however, may not fall within the tolerances for temperatures below 32°F. If materials are required to meet the tolerances stated for temperatures below 32°F, contact Reotemp sales.

Looking for better accuracy?



Reotemp offers **RTDs** up to 5x more accurate than Class B RTDs with the Hi-Accuracy™ option.

**Thermocouples** up to 2x more accurate with the Special Limits of Error option.

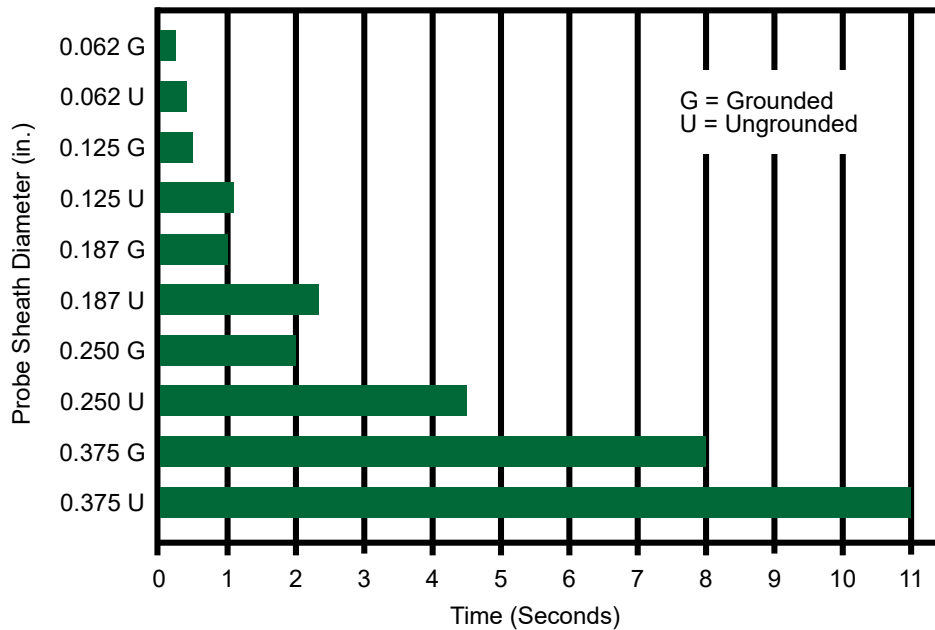
## REFERENCE INFORMATION

### THERMOCOUPLE TEMPERATURE OPERATING RANGES

Type	Minimum Temp. °F	Maximum Temp. °F
K	-328	2300
J	32	1400
T	-328	700
E	-328	1600
N	32	2300
S	32	2700
R	32	2700
B	1600	3100

### THERMOCOUPLE TYPICAL RESPONSE TIMES

63.2% Temperature Change in an Agitated Water Bath



### TEMP. LIMITS OF WIRE JACKETS

Jacket	Temp. Limit
PVC	221°F
Teflon	400°F
Fiberglass	900°F

## THERMOCOUPLE & RTD OPTIONS

		Thermocouple	RTD	Digital Thermometers	Handheld Digital
<b>CERTIFICATION OPTIONS</b>					
<b>-R1</b>	1 Point Calibration Certification, Reotemp Chooses	✓	✓	✓	✓
<b>-R3</b>	3 Point Calibration Certification, Reotemp Chooses	✓	✓	✓	✓
<b>-C1</b>	1 Point Calibration Certification, Customer Chooses	✓	✓	✓	✓
<b>-C3</b>	3 Point Calibration Certification, Customer Chooses	✓	✓	✓	✓
<b>-CC</b>	Certificate of Conformance	✓	✓	✓	✓
<b>-CS</b>	NIST Calibration Sticker (No Logged Points)	✓	✓	✓	✓
<b>OTHER OPTIONS</b>					
<b>-VB</b>	Hi-Vibration	N/A	✓	✓	✓
<b>-AC</b>	Hi-Accuracy	N/A	✓	N/A	N/A
<b>-PS</b>	Pointed Stem	✓	✓	✓	✓
<b>-TF</b>	Teflon Coating	✓	✓	✓	✓
<b>-SS</b>	316 SS stem	N/A	STD	✓	✓
<b>-NL</b>	No Logo	✓	✓	✓	✓
<b>-HT</b>	Heat Transfer Compound (2 oz)	✓	✓	✓	N/A
<b>-GL</b>	Plain Glass Lens	N/A	N/A	✓	✓
<b>-CL</b>	Custom Logo Dial	N/A	N/A	✓	✓
<b>-BP</b>	Replacement Battery Pack	N/A	N/A	✓	✓
<b>-WD</b>	White Dial	N/A	N/A	✓	✓
<b>-AS</b>	Allows to Fit 1-1/4-18 Industrial Thermowell	✓	✓	✓	N/A
<b>TAG OPTION</b>					
<b>-TS</b>	Stainless Steel Tag (1-10 Characters)			✓	
<b>-TM</b>	Stainless Steel Tag (11-80 Characters)			✓	
<b>-TP</b>	Paper Tag			✓	

✓	Indicates that the option is available with this model.
N/A	Indicates the option is not available with this model.
STD	Indicates standard options with no additional cost.