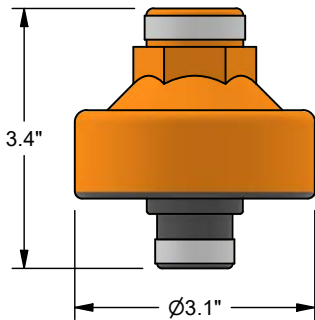


PLASTIC CHEMICAL SEAL



DIAPHRAGM SEALS

Reotemp's Model PLS Plastic Chemical Seals provide complete isolation of pressure measurement instruments such as dial pressure gauges, pressure transmitters, and switches from a wide variety of corrosive or ultra pure process fluids. Also known as a Gauge Guard or a Gauge Isolator, the Model PLS features all non-metallic wetted components, offering a robust, durable, and economical solution to pressure measurement applications in Wastewater, Water Treatment, Chemical Processing, Desalination, and other applications where plastic piping is traditionally used.

FEATURES / BENEFITS

- High Chemical Resistance
- Easy to Field Mount Instrument; No Special Equipment Necessary
- Choice of Body Materials for a Wide Range of Applications
- Heavy Duty Design; SS Reinforced Process Connections Prevent Fracturing During Installation

SPECIFICATIONS

Diaphragm	Teflon (PTFE); Bonded Hypalon
Lower Housing	PVC, CPVC, PVDF (Kynar)
Upper Housing	Glass-Filled Polypropylene
Gasket	EPDM
Stainless Steel Band	304 SS

Process Temperature Limits	PVC	140°F
	CPVC	170°F
	PVDF	248°F

Ambient Temperature Limits Determined by the pressure instrument.

Weight	PVC	1.0 lbs
	CPVC	1.2 lbs
	PVDF	1.3 lbs

Minimum Recommended Span	PLS	
	2.5" & 3.5" Gauges	15 psi
	4", 4.5", & 6" Gauges	15 psi
	Transmitter (Gauge Pressure)	15 psi
	Transmitter (Differential Pressure)	n/a
	Differential Pressure Gauge (D40/42 ONLY)	n/a

PLASTIC CHEMICAL SEAL

HOW TO ORDER: For example: PLS42TZ-DTD-AG-CRN

PLS	4	2	T	Z	-DTD	-AG
MODEL	INSTRUMENT CONNECTION	PROCESS CONNECTION	DIAPHRAGM MATERIAL (WETTED)	LOWER HOUSING (WETTED)	INSTRUMENT MOUNT	SYSTEM FILL FLUID
PLS = Plastic Chemical Seal	4 = 1/4" FNPT 2 = 1/2" FNPT	4 = 1/4" FNPT 2 = 1/2" FNPT	T = Teflon; PTFE (Bonded Hypalon) Wetted	Z = PVC P = Propylene* K = PVDF (Kynar) W = CPVC Wetted *Special Order Material	-DTD = Direct Mount; Threaded -A?? = Armored Capillary; Threaded See Page 94 for Complete Mounting Guide	-AS = Silicone DC200 -AG = Glycerin USP -BN = Neobee M20 -C2 = Halocarbon 6.3 See Page 101 for Complete Fill Guide

DIAPHRAGM SEALS

-TS

OPTIONS


- TS = SS Tag
- PP = Pulse Plus (Pulsation Protection)

Maximum Working Pressure by Process Temperature and Material								
Body Material	50-85°F	100°F	125°F	150°F	175°F	200°F	225°F	250°F
PVC	250 psi	225 psi	130 psi	120 psi	N/A	N/A	N/A	N/A
Kynar	250 psi	250 psi	240 psi	225 psi	205 psi	150 psi	110 psi	75 psi
CPVC	250 psi	235 psi	195 psi	165 psi	125 psi	50 psi	N/A	N/A
Polypropylene	250 psi	215 psi	140 psi	80 psi	65 psi	N/A	N/A	N/A

INSTRUMENT MOUNTING CONFIGURATIONS

DIRECT MOUNT

Direct Mounting a pressure gauge, switch, or transmitter is the most common diaphragm seal assembly.



- Allows Replaceability
- High Quality Thread Sealant
- Inspector Seal

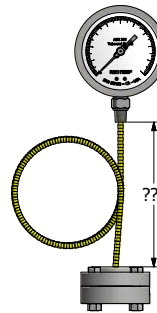
- Tamper Proof
- Rated for High Temps
- Leak Resistant

Code	Description	Max. Temp
-DTD	Threaded Instrument Connection	400°F
-DWD	Welded Instrument Connection	600°F

Assembly Notes: Welded connection recommended for pressure exceeding 1,500 psi for purposes of leak prevention.

REMOTE MOUNT

Remote Mounting a pressure instrument using flexible capillary is a common mounting method when the point of measurement is in a hazardous or inconvenient location.




Code	Description
A	Armored, Threaded, 2mm
B	Armored, Welded, 2mm
W	PVC, Threaded, 2mm
P	PVC, Welded, 2mm
C	Armored, Threaded, 1mm
E	Armored, Welded, 1mm
F	PVC, Threaded, 1mm
G	PVC, Welded, 1mm
H	Armored, Threaded, 0.55mm
J	Armored, Welded, 0.55mm
K	PVC, Threaded, 0.55mm
L	PVC, Welded, 0.55mm

Note: ?? = Length in feet (e.g. 05 = 5 feet)

Assembly Notes: 2mm, 1mm, and .55mm are capillary inner diameter. Ambient temperature limit of PVC coated armor is 250°F. Process temperature limit of threaded connections is 400°F. Standard instrument connection is threaded (Smart Transmitters are welded), unless specified by customer.

COOLING ELEMENTS

Used in either high temp or cold temp applications, Cooling Elements mounted above diaphragm seals quickly normalize fluid temperature toward ambient. This protects the pressure instrument while still maintaining the convenience of a direct mount.

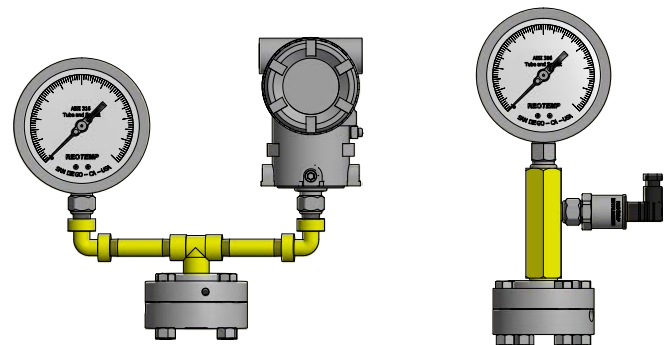


Code	Description	Max. Temp
-RTR	6" Cooling Tower	750°F
-STW	3" Cooling Standoff	600°F

Assembly Notes: Cooling elements are welded to diaphragm seal. Instruments are threaded to cooling element unless specified. All lengths are nominal.

TREE ASSEMBLIES

Tree Assemblies offer the ability to mount two pressure instruments onto one diaphragm seal, allowing the user to gain both a local indication and a remote signal without adding an additional pipe insertion.



Code	Description	Max. Temp
-TRE	Goal Post, Low Pressure Assembly (Max. 150 psi)	400°F
-TRX	Goal Post, Heavy Duty (Max. 3,000 psi)	600°F
-TRM	Compact Tree Assembly (Max. 3,000 psi)	600°F

Assembly Notes: Threaded joints are fully welded for consistent instrument orientation. Instrument connections are threaded unless specified by customer. Diaphragm seal must displace enough fluid to drive both instruments.

DIAPHRAGM SEALS

FILL GUIDE

Diaphragm seals are designed to protect pressure instruments from hot process media and corrosive chemicals while minimizing any negative effect on instrument accuracy and durability. A well-made diaphragm seal can achieve this goal only if it is properly assembled, filled, and tested. Reotemp's highly trained technicians use state-of-the-art equipment so that every diaphragm seal assembly is filled and tested to assure optimal instrument performance:

- ✓ 24-hour Minimum Fluid De-gassing
- ✓ Evacuated Instrument Chamber Up to 10⁻⁸ mbar Absolute
- ✓ Complete Fill Integrity Check
- ✓ Fill-port Leak Test
- ✓ Post-fill Static Test
- ✓ Verification of Instrument Calibration
- ✓ High-temp Pipe Sealant Option for Joints
- ✓ Tamper-proof (Inspection Seal) Lacquer used on All Threaded Joints
- ✓ Sturdy Diaphragm Packaging Protection

DIAPHRAGM SEALS

Part Number Code	Name	Description	Temperature Range (Vacuum Service <5psia)		Viscosity cst @ -77°F	Specific Gravity @ -77°F	Thermal Expansion cc/cc°C
STANDARD FILL FLUID							
AS	Silicone DC200 ¹	This is the standard fill fluid for most diaphragm seal applications.	-40°F to 400°F (-40°F to 250°F)	Yes	20	0.94	.00104
HIGH TEMP SILICONE							
BH	Silicone DC704 ¹	Standard for Smart Transmitters and capillary systems. Performs well in applications with high temperature and a deep vacuum.	0°F to 650°F (0°F to 450°F)	No	44	1.07	.00077
B1	Silicone DC710 ¹	Highest temperature rating; ideal for gauge seal assemblies. Too thick for capillary assemblies. Response time can become very slow in cold conditions.	50°F to 750°F (50°F to 400°F)	Yes	500	1.11	.00043
C8	Syltherm 800 ²	Low viscosity allows it to perform well in both low and high temperatures. Not recommended for vacuum service or at high temperatures when under low static pressure.	-40°F to 750°F (-40°F to 150°F)	No	9.5	0.93	.00136
B5	Silicone DC705 ¹	Performs very well in high temperatures when under vacuum. The high viscosity and freezing point of this fluid makes it a poor choice for cold or outdoor installations without heat tracing.	50°F to 675°F (50°F to 550°F)	Yes	175	1.09	.00096
B2	Silicone DC550 ¹	Similar high temperature performance as DC705, however it performs better at lower temperatures.	-40°F to 575°F (-40°F to 400°F)	No	125	1.07	.00076
FOOD GRADE							
AG	Glycerin USP	This is the standard fill fluid for most gauge seal assemblies for food, beverage, and pharmaceutical applications. Its high viscosity will cause very slow response at times in low temperature and outdoor installations.	60°F to 450°F (Not Suitable)	Yes	1100	1.26	.00061
BN	NEOBEE M20 ⁷	Low viscosity and a wide temperature range makes this the standard sanitary fill fluid for Smart Transmitters and capillary systems.	-10°F to 400°F (-10°F to 200°F)	No	10	0.92	.00101
BS	Food Grade Silicone	Highest temperature limit for food grade fluids. Because of its high viscosity it does not perform well in low temperatures.	20°F to 550°F (20°F to 250°F)	Yes	350	0.97	.00096
BP	Propylene Glycol	This is the fill fluid used when Glycol is called for on the customer specification. It has a very narrow temperature range.	0°F to 200°F (Not Suitable)	No	2.85	1.03	.00073
INERT (TYPICALLY FOR CHLORINE AND OXYGEN APPLICATIONS OR IN SILICONE-FREE ENVIRONMENTS)							
C1	Fomblin Y06 ⁴	Ideal inert fluid for transmitter applications. Relatively high vapor pressure above 200°F. Not recommended for use in high temperature situations with low static pressure.	-40°F to 450°F (0°F to 250°F)	No	71	1.88	.00086
C2	Halocarbon 6.3 ³	Standard inert fluid used in gauge seal assemblies.	-40°F to 400°F (-40°F to 200°F)	Yes	6.3	1.87	.00084
C3	Halocarbon 1.8 ³	Typically used in low temperature applications because of its low viscosity.	-110°F to 220°F (-100°F to 100°F)	No	1.8	1.82	.00084
C4	Fluorolube FS-5 ⁵	Similar performance to Halocarbon 6.3, however not suitable for vacuum service.	-40°F to 450°F (Not Suitable)	No	5	1.86	.00087
SPECIALTY							
CK	Krytox 1506 ⁶	Specialty fill fluid, inert.	-40°F to 350°F (-40°F to 300°F)	No	62	1.88	.00095
BE	Ethylene Glycol	Occasionally used in annular (O-ring) seal assemblies.	-25°F to 320°F (Not Suitable)	No	30	1.10	.00062
CT	Syltherm XLT ²	Used for very low process temperatures.	-150°F to 500°F (Not Suitable)	No	1.4	0.85	.00168

1 Trademark Dow Corning

3 Trademark Halocarbon Product Corporation

5 Trademark Hooker Chemical Company

7 Trademark Stepan Specialty Products

2 Trademark The Dow Chemical Company

4 Trademark AUSIMONT S.P.A

6 Trademark The Chemours Company FC, LLC

Note: PulsePlus™ fill fluids may have different physical properties than specified. Chemical composition and temperature ranges do not vary.